



Servicio Municipal de Agua Potable y Alcantarillado

Ejecución Presupuestaria de Recursos

Del 1 de Enero al 31 de Diciembre de 2020

(Expresado en Bolivianos)

Fecha: 21/01/2021 08:00:39

Gestión: 2020

Usuario: MRM373796200

Ambiente: PRODUCCION

Reporte: RConEjecRecursosDgcf

Pagina 1 de 1

Rubr	Descripción	Aprobado	Modificación	Vigent	Devengado	Percibid	Saldo por Percibir
		1	2	3 = 1 ± 2	4	5	6 = 4 - 5
11	INGRESOS DE OPERACION	190,318,226.	0.00	190,318,226.	177,843,460.	148,477,527.	29,365,932.6
11.3	Venta de Servicios	184,016,754.0	0.00	184,016,754.0	170,967,090.4	142,251,875.3	28,715,215.02
11.9	Otros Ingresos de Operación	6,301,472.00	0.00	6,301,472.00	6,876,370.21	6,225,652.60	650,717.61
23	TRANSFERENCIAS DE CAPITAL	9,217,876.00	0.00	9,217,876.00	9,217,876.00	9,217,876.00	0.00
23.2	Del Sector Público No Financiero	9,217,876.00	0.00	9,217,876.00	9,217,876.00	9,217,876.00	0.00
23.2.3	De las Entidades Territoriales Autónomas	9,217,876.00	0.00	9,217,876.00	9,217,876.00	9,217,876.00	0.00
23.2.3.2	Del Gobierno Autónomo Municipal	9,217,876.00	0.00	9,217,876.00	9,217,876.00	9,217,876.00	0.00
35	DISMINUCION Y COBRO DE OTROS ACTIVOS	40,704,954.0	0.00	40,704,954.0	16,843,466.8	16,843,466.8	0.00
35.1	Disminución del Activo Disponible	20,800,170.00	0.00	20,800,170.00	0.00	0.00	0.00
35.1.1	Disminución de Caja y Bancos	13,725,974.00	0.00	13,725,974.00	0.00	0.00	0.00
35.1.3	Disminución de Anticipos Financieros	7,074,196.00	0.00	7,074,196.00	0.00	0.00	0.00
35.4	Cobro de Ctas. y Doc. por Cob. y Otros Act.	19,904,784.00	0.00	19,904,784.00	16,843,466.83	16,843,466.83	0.00
35.4.1	Recursos Devengados No Cob.por Ctas.por	19,904,784.00	0.00	19,904,784.00	16,843,466.83	16,843,466.83	0.00
TOTALES		240,241,056.00	0.00	240,241,056.00	203,904,803.44	174,538,870.81	29,365,932.63

RESPONSABLE DEL AREA FINANCIERA

Mytr. Luis Esteban Prudenio Rodriguez
GERENTE ADMINISTRATIVO FINANCIERO



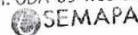
MAXIMA AUTORIDAD EJECUTIVA

Ing. Deybi Denis Vidal Claros
GERENTE GENERAL EJECUTIVO



CONTADOR GENERAL

Lic. Maribel Rios Mendoza
ENCARGADA UNIDAD CONTABILIDAD
Mat. Prof. CDA-09-1169 CAUB16973



Lic. Julio Claude Llanos
JEFE DEPARTAMENTO
FINANCIERO





Servicio Municipal de Agua Potable y Alcantarillado

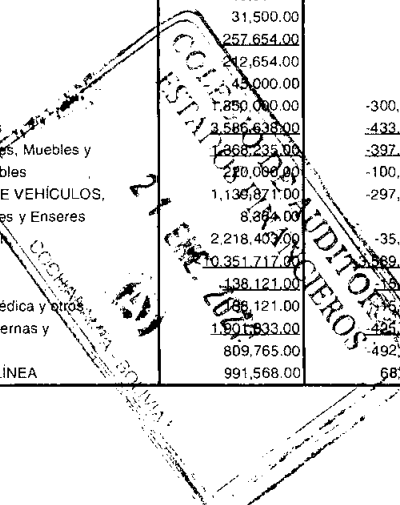
Ejecución Presupuestaria de Gastos

Del 1 de Enero al 31 de Diciembre de 2020

(Expresado en Bolivianos)

Fecha: 21/01/2021 08:00:53
 Gestión: 2020
 Usuario: MRM373796200
 Ambiente: PRODUCCION
 Reporte: RConEjecGastosDgcf

Partid	Descripción	Aprobado	Modificación	Vigente	Compromis	Ppto. por Compromet	Devengado	Ppto. por Devengar	Pagado	Saldo por Pagar
		1	2	3 = 1 + 2	4	5 = 3 - 4	6	7 = 3 - 6	8	9 = 6 -
1	SERVICIOS PERSONALES	50,758,076.00	0.00	50,758,076.00	46,240,011.23	4,518,064.77	46,240,011.23	4,518,064.77	46,238,211.23	1,800.00
1.1	Empleados Permanentes	41,407,990.00	541,649.00	41,949,639.00	39,815,602.96	2,134,036.04	39,815,602.96	2,134,036.04	39,813,802.96	1,800.00
1.1.2	BONO DE ANTIGÜEDAD	9,860,807.00	0.00	9,860,807.00	8,469,917.50	1,390,889.50	8,469,917.50	1,390,889.50	8,469,917.50	0.00
1.1.2.20	Bono de Antigüedad	9,860,807.00	0.00	9,860,807.00	8,469,917.50	1,390,889.50	8,469,917.50	1,390,889.50	8,469,917.50	0.00
1.1.4	Aguinaldos	3,158,307.00	215,649.00	3,373,956.00	3,049,540.17	324,415.83	3,049,540.17	324,415.83	3,049,540.17	0.00
1.1.6	Asignaciones Familiares	350,000.00	60,000.00	410,000.00	392,000.00	18,000.00	392,000.00	18,000.00	392,000.00	0.00
1.1.7	Sueldos	28,038,876.00	0.00	28,038,876.00	27,810,298.91	228,577.09	27,810,298.91	228,577.09	27,808,498.91	1,800.00
1.1.8	Dietas	0.00	180,000.00	180,000.00	29,704.20	150,295.80	29,704.20	150,295.80	29,704.20	0.00
1.1.8.10	Dietas de Directorio	0.00	180,000.00	180,000.00	29,704.20	150,295.80	29,704.20	150,295.80	29,704.20	0.00
1.1.9	Otros Servicios Personales	0.00	86,000.00	86,000.00	64,142.18	21,857.82	64,142.18	21,857.82	64,142.18	0.00
1.1.9.40	Suplencias	0.00	86,000.00	86,000.00	64,142.18	21,857.82	64,142.18	21,857.82	64,142.18	0.00
1.2	Empleados No Permanentes	200,000.00	187,788.00	387,788.00	322,229.17	65,558.83	322,229.17	65,558.83	322,229.17	0.00
1.2.1	Personal Eventual	200,000.00	187,788.00	387,788.00	322,229.17	65,558.83	322,229.17	65,558.83	322,229.17	0.00
1.3	Previsión Social	6,366,457.00	45,751.00	6,412,208.00	6,102,179.10	310,028.90	6,102,179.10	310,028.90	6,102,179.10	0.00
1.3.1	Aporte Patronal al Seguro Social	5,604,463.00	40,275.00	5,644,738.00	5,368,847.43	275,890.57	5,368,847.43	275,890.57	5,368,847.43	0.00
1.3.1.10	Régimen de Corto Plazo (Salud)	3,809,968.00	27,379.00	3,837,347.00	3,666,658.26	170,688.74	3,666,658.26	170,688.74	3,666,658.26	0.00
1.3.1.20	PRIMA DE RIESGO PROFESIONAL RÉGIMEN DE LARGO	1,651,505.00	4,682.00	1,656,187.00	1,602,191.69	53,995.31	1,602,191.69	53,995.31	1,602,191.69	0.00
1.3.1.31	Aporte Patronal Solidario 3%	1,142,990.00	8,214.00	1,151,204.00	1,099,997.48	51,206.52	1,099,997.48	51,206.52	1,099,997.48	0.00
1.3.2	Aporte Patronal para Vivienda	761,994.00	5,476.00	767,470.00	733,331.67	34,138.33	733,331.67	34,138.33	733,331.67	0.00
1.5	PREVISIONES PARA INCREMENTO DE GASTOS EN	2,783,629.00	-775,188.00	2,008,441.00	0.00	2,008,441.00	0.00	2,008,441.00	0.00	0.00
1.5.4	Otras Previsiones	2,783,629.00	-775,188.00	2,008,441.00	0.00	2,008,441.00	0.00	2,008,441.00	0.00	0.00
2	SERVICIOS NO PERSONALES	50,091,804.00	-5,243,021.29	44,848,782.71	32,408,805.47	12,442,177.24	32,408,805.47	12,442,177.24	30,489,181.27	1,917,444.20
2.1	Servicios Básicos	27,810,928.00	0.00	27,810,928.00	21,549,621.81	6,261,306.19	21,549,621.81	6,261,306.19	20,479,767.51	1,069,854.30
2.1.1	Comunicaciones	19,800.00	0.00	19,800.00	8,889.00	10,911.00	8,889.00	10,911.00	8,031.00	858.00
2.1.2	Energía Eléctrica	12,508,628.00	0.00	12,508,628.00	9,659,880.10	2,848,747.90	9,659,880.10	2,848,747.90	9,659,880.10	0.00
2.1.3	Agua	15,000,500.00	0.00	15,000,500.00	11,658,561.38	3,341,938.62	11,658,561.38	3,341,938.62	10,605,895.58	1,052,665.80
2.1.4	Telefonia	178,200.00	0.00	178,200.00	131,412.66	46,787.34	131,412.66	46,787.34	121,516.83	9,895.83
2.1.6	INTERNET	103,800.00	0.00	103,800.00	90,878.67	12,921.33	90,878.67	12,921.33	84,444.00	6,434.67
2.2	Servicios de Transporte y Seguros	1,828,691.00	-300,000.00	1,528,691.00	1,033,322.34	495,368.66	1,033,322.34	495,368.66	1,033,322.34	0.00
2.2.1	Pasajes	221,037.00	0.00	221,037.00	26,679.00	194,358.00	26,679.00	194,358.00	26,679.00	0.00
2.2.1.10	Pasajes al Interior del País	189,537.00	0.00	189,537.00	26,679.00	162,858.00	26,679.00	162,858.00	26,679.00	0.00
2.2.1.20	Pasajes al Exterior del País	31,500.00	0.00	31,500.00	0.00	31,500.00	0.00	31,500.00	0.00	0.00
2.2.2	Viáticos	257,654.00	0.00	257,654.00	26,975.53	230,678.47	26,975.53	230,678.47	26,975.53	0.00
2.2.2.10	Viáticos por Viajes al Interior del País	212,654.00	0.00	212,654.00	26,975.53	185,678.47	26,975.53	185,678.47	26,975.53	0.00
2.2.2.20	Viáticos por Viajes al Exterior del País	45,000.00	0.00	45,000.00	0.00	45,000.00	0.00	45,000.00	0.00	0.00
2.2.5	Seguros	1,890,000.00	-300,000.00	1,050,000.00	979,667.81	70,332.19	979,667.81	70,332.19	979,667.81	0.00
2.4	Instalación, Mantenimiento y Reparaciones	3,586,338.00	-433,301.56	3,153,036.44	2,000,171.44	1,153,165.00	2,000,171.44	1,153,165.00	1,835,122.02	165,049.42
2.4.1	Mantenimiento y Reparación de Inmuebles, Muebles y	1,868,235.00	-397,572.00	1,470,663.00	455,268.18	515,394.82	455,268.18	515,394.82	333,169.66	122,098.52
2.4.1.10	Mantenimiento y Reparación de Inmuebles	200,000.00	-100,000.00	120,000.00	113,970.56	6,029.44	113,970.56	6,029.44	94,370.56	19,600.00
2.4.1.20	MANTENIMIENTO Y REPARACIÓN DE VEHÍCULOS,	1,135,871.00	-297,572.00	842,299.00	340,497.62	501,801.38	340,497.62	501,801.38	237,999.10	102,498.52
2.4.1.30	Mantenimiento y Reparación de Muebles y Enseres	8,364.00	0.00	8,364.00	800.00	7,564.00	800.00	7,564.00	800.00	0.00
2.4.3	Otros Gastos por Concepto de Instalación	2,218,403.00	-35,729.56	2,182,673.44	1,544,903.26	637,770.18	1,544,903.26	637,770.18	1,501,952.36	42,950.90
2.5	Servicios Profesionales y Comerciales	10,351,717.00	-369,266.73	9,982,450.27	8,896,573.45	2,865,874.82	8,896,573.45	2,865,874.82	3,246,448.01	650,125.44
2.5.1	Médicos, Sanitarios y Sociales	138,121.00	-150,000.00	-11,879.00	123,121.00	75,552.00	47,569.00	75,552.00	47,569.00	3,900.00
2.5.1.20	Gastos Especializados por Atención Médica y otros	138,121.00	-150,000.00	-11,879.00	123,121.00	75,552.00	47,569.00	75,552.00	47,569.00	3,900.00
2.5.2	Estudios, Investigaciones, Auditorías Externas y	1,901,833.00	-424,800.00	1,477,033.00	1,475,533.44	351,158.56	1,474,374.44	351,158.56	1,074,066.84	50,307.60
2.5.2.10	Consultorías por Producto	809,765.00	-492,205.00	317,560.00	151,772.00	165,788.00	151,772.00	165,788.00	106,202.00	45,570.00
2.5.2.20	CONSULTORES INDIVIDUALES DE LÍNEA	991,568.00	68,405.00	1,059,973.00	882,902.44	175,070.56	882,902.44	175,070.56	878,164.84	4,737.60



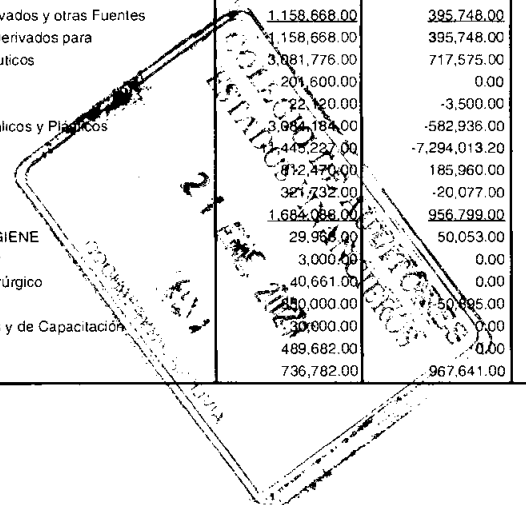


Servicio Municipal de Agua Potable y Alcantarillado
Ejecución Presupuestaria de Gastos
 Del 1 de Enero al 31 de Diciembre de 2020

Fecha: 21/01/2021 08:00:53
 Gestión: 2020
 Usuario: MRM373796200
 Ambiente: PRODUCCION
 Reporte: RConEjecGastosDgcf

(Expresado en Bolivianos)

Partid	Descripción	Aprobado	Modificación	Vigente	Compromiso	Ppto. por Compromet	Devengado	Ppto. por Devengar	Pagado	Saldo por Pagar
		1	2	3 = 1 ± 2	4	5 = 3 - 4	6	7 = 3 - 6	8	9 = 6 -
2.5.2.30	AUDITORÍAS EXTERNAS	100,000.00	0.00	100,000.00	89,700.00	10,300.00	89,700.00	10,300.00	89,700.00	0.00
2.5.3	Comisiones y Gastos Bancarios	2,150,000.00	-294,740.00	1,855,260.00	1,143,730.40	711,529.60	1,143,730.40	711,529.60	771,662.46	372,067.94
2.5.4	Lavandería, Limpieza e Higiene	400,000.00	0.00	400,000.00	400,000.00	0.00	400,000.00	0.00	367,833.26	32,166.74
2.5.5	Publicidad	48,600.00	0.00	48,600.00	26,446.00	22,154.00	26,446.00	22,154.00	3,096.00	23,350.00
2.5.6	Servicios de Imprenta, Fotocopiado y Fotográficos	249,500.00	0.00	249,500.00	158,990.24	90,509.76	158,990.24	90,509.76	118,260.09	40,730.15
2.5.7	Capacitación del Personal	201,370.00	-100,000.00	101,370.00	5,900.00	95,470.00	5,900.00	95,470.00	5,900.00	0.00
2.5.9	Servicios Manuales	5,262,793.00	-2,753,728.73	2,509,064.27	961,580.37	1,547,483.90	961,580.37	1,547,483.90	833,977.36	127,603.01
2.6	Otros Servicios No Personales	6,513,830.00	-920,451.00	5,593,379.00	3,926,916.43	1,666,462.57	3,926,916.43	1,666,462.57	3,894,501.39	32,415.04
2.6.2	Gastos Judiciales	20,000.00	0.00	20,000.00	9,726.00	10,274.00	9,726.00	10,274.00	9,726.00	0.00
2.6.6	SERVICIO DE SEGURIDAD OE LOS BATALLONES DE	1,161,600.00	0.00	1,161,600.00	944,364.00	217,236.00	944,364.00	217,236.00	940,803.96	3,560.04
2.6.6.20	Servicios Privados	1,100,000.00	0.00	1,100,000.00	912,000.00	188,000.00	912,000.00	188,000.00	912,000.00	0.00
2.6.6.30	Servicios por Traslado de Valores	61,600.00	0.00	61,600.00	32,364.00	29,236.00	32,364.00	29,236.00	28,803.96	3,560.04
2.6.9	Otros Servicios No Personales	5,332,230.00	-920,451.00	4,411,779.00	2,972,826.43	1,438,952.57	2,972,826.43	1,438,952.57	2,943,971.43	28,855.00
2.6.9.30	Pago por Trabajos Dirigidos y Pasantías	67,600.00	0.00	67,600.00	5,287.50	62,312.50	5,287.50	62,312.50	5,287.50	0.00
2.6.9.90	Otros	5,264,630.00	-920,451.00	4,344,179.00	2,967,538.93	1,376,640.07	2,967,538.93	1,376,640.07	2,938,683.93	28,855.00
3	MATERIALES Y SUMINISTROS	28,701,944.00	-4,652,098.20	22,049,845.80	11,144,774.80	10,904,171.20	11,144,774.80	10,904,171.20	8,892,836.38	2,251,939.24
3.1	Alimentos y Productos Agroforestales	3,388,170.00	50,000.00	3,388,170.00	2,406,726.87	981,443.13	2,406,726.87	981,443.13	2,389,386.87	17,340.00
3.1.1	ALIMENTOS Y BEBIDAS PARA PERSONAS, DESAYUNO	2,955,500.00	130,000.00	3,085,500.00	2,245,899.40	839,600.60	2,245,899.40	839,600.60	2,245,899.40	0.00
3.1.1.10	Gastos por Refrigerios al personal permanente,	2,925,000.00	130,000.00	3,055,000.00	2,238,466.00	816,534.00	2,238,466.00	816,534.00	2,238,466.00	0.00
3.1.1.20	Gastos por Alimentación y Otros Similares	30,500.00	0.00	30,500.00	7,433.40	23,066.60	7,433.40	23,066.60	7,433.40	0.00
3.1.3	Productos Agrícolas, Pecuarios y Forestales	382,670.00	-80,000.00	302,670.00	160,827.47	141,842.53	160,827.47	141,842.53	143,487.47	17,340.00
3.2	Productos de Papel, Cartón e Impresos	426,285.00	-117,000.00	309,285.00	104,985.60	204,299.40	104,985.60	204,299.40	104,985.60	0.00
3.2.1	Papel	83,000.00	0.00	83,000.00	49,812.00	33,188.00	49,812.00	33,188.00	49,812.00	0.00
3.2.2	Productos de Artes Gráficas	339,285.00	-117,000.00	222,285.00	51,262.60	171,022.40	51,262.60	171,022.40	51,262.60	0.00
3.2.3	Libros, Manuales y Revistas	4,000.00	0.00	4,000.00	3,911.00	89.00	3,911.00	89.00	3,911.00	0.00
3.3	Textiles y Vestuario	1,124,724.00	1,059,346.00	2,184,070.00	1,122,347.93	1,061,722.07	1,122,347.93	1,061,722.07	1,082,234.17	40,113.76
3.3.1	HILADOS, TELAS, FIBRAS Y ALGODÓN	1,820.00	0.00	1,820.00	660.00	1,160.00	660.00	1,160.00	660.00	0.00
3.3.2	Confecciones Textiles	35,654.00	0.00	35,654.00	23,549.00	12,105.00	23,549.00	12,105.00	23,549.00	0.00
3.3.3	Prendas de Vestir	888,380.00	1,059,346.00	1,947,726.00	904,388.93	1,043,337.07	904,388.93	1,043,337.07	864,275.17	40,113.76
3.3.4	Calzados	198,870.00	0.00	198,870.00	193,750.00	5,120.00	193,750.00	5,120.00	193,750.00	0.00
3.4	COMBUSTIBLES, PRODUCTOS QUÍMICOS,	20,127,777.00	-6,601,243.20	13,526,533.80	6,669,269.36	6,857,264.44	6,669,269.36	6,857,264.44	4,726,729.18	1,942,540.18
3.4.1	Combustibles, Lubricantes, Derivados y otras Fuentes	1,158,668.00	395,748.00	1,554,416.00	1,035,369.73	519,046.27	1,035,369.73	519,046.27	1,030,869.73	4,500.00
3.4.1.10	Combustibles, Lubricantes y Derivados para	1,158,668.00	395,748.00	1,554,416.00	1,035,369.73	519,046.27	1,035,369.73	519,046.27	1,030,869.73	4,500.00
3.4.2	Productos Químicos y Farmacéuticos	3,881,776.00	717,575.00	3,799,351.00	2,439,218.00	1,360,133.00	2,439,218.00	1,360,133.00	1,768,106.14	671,111.86
3.4.3	Liantas y Neumáticos	201,600.00	0.00	201,600.00	2,050.00	199,550.00	2,050.00	199,550.00	2,050.00	0.00
3.4.4	Productos de Cuero y Caucho	22,120.00	-3,500.00	18,620.00	0.00	18,620.00	0.00	18,620.00	0.00	0.00
3.4.5	Productos de Metales no Metálicos y Plásticos	3,984,184.00	-582,936.00	2,501,248.00	1,237,754.99	1,263,493.01	1,237,754.99	1,263,493.01	664,289.14	573,465.85
3.4.6	Productos Metálicos	1,445,237.00	-7,294,013.20	4,151,213.80	1,136,089.42	3,015,124.38	1,136,089.42	3,015,124.38	609,020.65	527,068.77
3.4.7	Minerales	912,470.00	185,960.00	998,430.00	674,230.00	324,200.00	674,230.00	324,200.00	507,836.30	166,393.70
3.4.8	Herramientas Menores	321,732.00	-20,077.00	301,655.00	144,557.22	157,097.78	144,557.22	157,097.78	144,557.22	0.00
3.9	Productos Varios	1,684,088.00	956,799.00	2,640,887.00	841,444.84	1,799,442.16	841,444.84	1,799,442.16	589,499.54	251,945.30
3.9.1	MATERIAL DE LIMPIEZA E HIGIENE	29,968.00	50,053.00	80,016.00	64,972.60	15,043.40	64,972.60	15,043.40	59,427.60	5,545.00
3.9.3	Utensilios de Cocina y Comedor	3,000.00	0.00	3,000.00	0.00	3,000.00	0.00	3,000.00	0.00	0.00
3.9.4	Instrumental Menor Médico-Quirúrgico	40,661.00	0.00	40,661.00	33,518.00	7,143.00	33,518.00	7,143.00	31,018.00	2,500.00
3.9.5	Útiles de Escritorio y Oficina	30,000.00	50,895.00	299,105.00	215,147.60	83,957.40	215,147.60	83,957.40	147,082.60	68,065.00
3.9.6	Útiles Educativos, Culturales y de Capacitación	30,000.00	0.00	30,000.00	0.00	30,000.00	0.00	30,000.00	0.00	0.00
3.9.7	Útiles y Materiales Eléctricos	489,682.00	0.00	489,682.00	162,026.02	327,655.98	162,026.02	327,655.98	96,824.72	65,201.30
3.9.8	Otros Repuestos y Accesorios	736,782.00	967,641.00	1,694,423.00	365,780.62	1,328,642.38	365,780.62	1,328,642.38	255,146.62	110,634.00



0012



Servicio Municipal de Agua Potable y Alcantarillado
Ejecución Presupuestaria de Gastos
 Del 1 de Enero al 31 de Diciembre de 2020

Fecha: 21/01/2021 08:00:53
 Gestión: 2020
 Usuario: MRM373796200
 Ambiente: PRODUCCION
 Reporte: RConEjecGastosDgcf

(Expresado en Bolivianos)

Partid	Descripción	Aprobado	Modificación	Vigente	Compromiso	Ppto. por Compromet	Devengado	Ppto. por Devengar	Pagado	Saldo por Pagar
		1	2	3 = 1 ± 2	4	5 = 3 - 4	6	7 = 3 - 6	8	9 = 6 -
3.9.9	Otros Materiales y Suministros	4,000.00	0.00	4,000.00	0.00	4,000.00	0.00	4,000.00	0.00	0.00
3.9.9.90	Otros Materiales y Suministros	4,000.00	0.00	4,000.00	0.00	4,000.00	0.00	4,000.00	0.00	0.00
4	ACTIVOS REALES	46,458,164.00	13,498,403.64	59,956,567.64	40,125,664.04	19,831,003.60	40,125,664.04	19,831,003.60	36,243,167.01	3,882,397.03
4.2	Construcciones	38,243,994.00	11,879,083.54	50,123,077.54	35,299,490.95	14,823,586.59	35,299,490.95	14,823,586.59	32,511,031.92	2,788,459.03
4.2.2	Construcciones y Mejoras de Bienes Públicos	38,243,994.00	11,879,083.54	50,123,077.54	35,299,490.95	14,823,586.59	35,299,490.95	14,823,586.59	32,511,031.92	2,788,459.03
4.2.2.30	Otras Construcciones y Mejoras de Bienes Públicos	36,348,860.00	11,655,539.54	48,004,399.54	33,835,049.90	14,169,349.64	33,835,049.90	14,169,349.64	31,388,560.08	2,446,489.82
4.2.2.40	Supervisión de Construcciones y Mejoras de Bienes	1,895,134.00	223,544.00	2,118,678.00	1,464,441.05	654,236.95	1,464,441.05	654,236.95	1,122,471.84	341,969.21
4.3	Maquinaria y Equipo	3,161,800.00	2,270,532.00	5,452,432.00	4,463,388.09	989,043.91	4,463,388.09	989,043.91	3,471,066.09	992,322.00
4.3.1	Equipo de Oficina y Muebles	495,000.00	387,200.00	882,200.00	576,859.00	215,341.00	576,859.00	215,341.00	92,998.00	583,861.00
4.3.1.10	Equipo de Oficina y Muebles	80,000.00	0.00	80,000.00	15,000.00	65,000.00	15,000.00	15,000.00	15,000.00	0.00
4.3.1.20	Equipo de Computación	415,000.00	387,200.00	812,200.00	661,859.00	150,341.00	661,859.00	150,341.00	77,998.00	583,861.00
4.3.3	Equipo de Transporte, Tracción y Elevación	1,000,000.00	1,794,984.00	2,794,984.00	2,581,464.00	213,520.00	2,581,464.00	213,520.00	2,581,464.00	0.00
4.3.3.30	MAQUINARIA Y EQUIPO DE TRANSPORTE	1,000,000.00	1,794,984.00	2,794,984.00	2,581,464.00	213,520.00	2,581,464.00	213,520.00	2,581,464.00	0.00
4.3.5	Equipo de Comunicación	41,400.00	0.00	41,400.00	34,839.00	6,561.00	34,839.00	6,561.00	0.00	34,839.00
4.3.7	Otra Maquinaria y Equipo	1,645,500.00	78,348.00	1,723,848.00	1,170,226.09	553,621.91	1,170,226.09	553,621.91	796,604.09	373,622.00
4.6	Estudios y Proyectos para Inversión	5,010,270.00	-651,212.00	4,359,058.00	341,612.00	4,017,446.00	341,612.00	4,017,446.00	239,996.00	101,616.00
4.6.1	Para Construcciones de Bienes Públicos de Dominio	5,010,270.00	-651,212.00	4,359,058.00	341,612.00	4,017,446.00	341,612.00	4,017,446.00	239,996.00	101,616.00
4.6.1.10	Consultoría por Producto para Construcciones de	4,385,270.00	-411,212.00	3,974,058.00	232,000.00	3,742,058.00	232,000.00	3,742,058.00	130,384.00	101,616.00
4.6.1.20	Consultoría de Línea para Construcciones de Bienes	625,000.00	-240,000.00	385,000.00	109,612.00	275,388.00	109,612.00	275,388.00	109,612.00	0.00
4.9	OTROS ACTIVOS	22,000.00	0.00	22,000.00	21,073.00	927.00	21,073.00	927.00	21,073.00	0.00
4.9.1	Activos Intangibles	22,000.00	0.00	22,000.00	21,073.00	927.00	21,073.00	927.00	21,073.00	0.00
5	ACTIVOS FINANCIEROS	1,214,700.00	0.00	1,214,700.00	0.00	1,214,700.00	0.00	1,214,700.00	0.00	0.00
5.7	Incremento de Disponibilidades	1,214,700.00	0.00	1,214,700.00	0.00	1,214,700.00	0.00	1,214,700.00	0.00	0.00
5.7.1	Incremento de Caja y Bancos	1,214,700.00	0.00	1,214,700.00	0.00	1,214,700.00	0.00	1,214,700.00	0.00	0.00
6	SERVICIO DE LA DEUDA PUBLICA Y DISMINUCION DE	31,835,163.00	0.00	31,835,163.00	28,387,918.19	3,447,244.81	28,387,918.19	3,447,244.81	27,658,518.24	729,396.95
6.1	Servicio de la Deuda Pública Interna	7,583,154.00	2,707,568.00	10,290,722.00	10,251,273.39	39,448.61	10,251,273.39	39,448.61	10,251,273.39	0.00
6.1.1	Amortización de la Deuda Pública Interna a Corto Plazo	2,088,000.00	1,539,229.00	3,627,229.00	3,627,229.00	0.00	3,627,229.00	0.00	3,627,229.00	0.00
6.1.2	Intereses de la Deuda Pública Interna a Corto Plazo	5,495,154.00	1,168,339.00	6,663,493.00	6,624,044.39	39,448.61	6,624,044.39	39,448.61	6,624,044.39	0.00
6.2	Servicio de la Deuda Pública Externa	3,750,246.00	-2,707,568.00	1,042,678.00	1,042,678.00	0.00	1,042,678.00	0.00	1,042,678.00	0.00
6.2.1	Amortización de la Deuda Pública Externa a Corto	2,519,970.00	-1,539,229.00	980,741.00	980,741.00	0.00	980,741.00	0.00	980,741.00	0.00
6.2.2	Intereses de la Deuda Pública Externa a Corto Plazo	1,230,276.00	-1,168,339.00	61,937.00	61,937.00	0.00	61,937.00	0.00	61,937.00	0.00
6.6	Gastos Devengados No Pagados - Otras Fuentes	16,783,360.00	0.00	16,783,360.00	15,623,199.91	1,160,160.09	15,623,199.91	1,160,160.09	14,693,802.96	729,396.95
6.6.1	Gastos Devengados No Pagados por Servicios	0.00	320,000.00	320,000.00	319,934.08	65.92	319,934.08	65.92	318,934.08	1,000.00
6.6.2	Gastos Devengados No Pagados por Servicios No	15,970,975.00	-190,000.00	15,780,975.00	14,803,214.83	977,760.17	14,803,214.83	977,760.17	14,132,768.88	670,445.95
6.6.2.10	Gastos Devengados No Pagados por Servicios No	3,120,975.00	710,000.00	3,830,975.00	3,697,375.88	133,599.12	3,697,375.88	133,599.12	3,486,537.96	210,837.92
6.6.2.20	Gastos Devengados No Pagados por Materiales y	1,950,000.00	0.00	1,950,000.00	1,573,559.27	376,440.73	1,573,559.27	376,440.73	1,538,207.97	35,351.30
6.6.2.30	Gastos Devengados No Pagados por Activos Reales	10,900,000.00	-900,000.00	10,000,000.00	9,532,279.68	467,720.32	9,532,279.68	467,720.32	9,108,022.95	424,256.73
6.6.3	Gastos Devengados No Pagados por Transferencias	12,385.00	0.00	12,385.00	0.00	12,385.00	0.00	12,385.00	0.00	0.00
6.6.9	Otros Gastos No Pagados	800,000.00	-130,000.00	670,000.00	500,051.00	169,949.00	500,051.00	169,949.00	442,100.00	57,951.00
6.7	Obligaciones por Afectaciones al Tesoro General de la	501,763.00	0.00	501,763.00	501,763.00	0.00	501,763.00	0.00	501,763.00	0.00
6.7.1	Obligaciones por Afectaciones al Tesoro General de la	501,763.00	0.00	501,763.00	501,763.00	0.00	501,763.00	0.00	501,763.00	0.00
6.8	Disminución de Otros Pasivos	3,216,640.00	0.00	3,216,640.00	969,001.89	2,247,638.11	969,001.89	2,247,638.11	969,001.89	0.00
6.8.2	Pago de Beneficios Sociales	3,216,640.00	0.00	3,216,640.00	969,001.89	2,247,638.11	969,001.89	2,247,638.11	969,001.89	0.00
7	TRANSFERENCIAS	148,620.00	0.00	148,620.00	148,620.00	0.00	148,620.00	0.00	148,620.00	0.00
7.1	Transferencias Corrientes al Sector Privado	148,620.00	0.00	148,620.00	148,620.00	0.00	148,620.00	0.00	148,620.00	0.00
7.1.6	Subsidios y Donaciones a Personas e Instituciones	148,620.00	0.00	148,620.00	148,620.00	0.00	148,620.00	0.00	148,620.00	0.00
7.1.6.10	A PERSONAS E INSTITUCIONES PRIVADAS SIN FINES	148,620.00	0.00	148,620.00	148,620.00	0.00	148,620.00	0.00	148,620.00	0.00
8	IMPUESTOS, REGALIAS Y TASAS	29,431,943.00	-5,835,945.35	23,595,997.65	21,028,290.34	4,567,707.31	21,028,290.34	4,567,707.31	19,855,641.27	1,172,649.07

Partid	Descripción	Aprobado	Modificación	Vigente	Compromiso	Ppto. por Compromet	Devengado	Ppto. por Devengar	Pagado	Saldo por Pagar
		1	2	3 = 1 + 2	4	5 = 3 - 4	6	7 = 3 - 6	8	9 = 6 -
8.1	Renta Interna	26.970.898.00	-4.813.232.35	22.157.665.65	17.937.057.00	4.220.608.65	17.937.057.00	4.220.608.65	17.489.514.00	447.543.00
8.1.1	Impuesto sobre las Utilidades de las Empresas	4.667.542.00	-4.667.542.00	0.00	0.00	0.00	0.00	0.00	0.00	0.00
8.1.2	Impuesto a las Transacciones	7.077.846.00	-145.690.35	6.932.155.65	4.637.919.00	2.294.236.65	4.637.919.00	2.294.236.65	4.190.376.00	447.543.00
8.1.3	Impuesto al Valor Agregado Mercado Interno	15.225.510.00	0.00	15.225.510.00	13.299.138.00	1.926.372.00	13.299.138.00	1.926.372.00	13.299.138.00	0.00
8.3	Impuestos Municipales	89.000.00	0.00	89.000.00	57.989.00	31.011.00	57.989.00	31.011.00	0.00	57.989.00
8.3.1	Impuesto a la Propiedad de Bienes	89.000.00	0.00	89.000.00	57.989.00	31.011.00	57.989.00	31.011.00	0.00	57.989.00
8.3.1.10	BIENES INMUEBLES	89.000.00	0.00	89.000.00	57.989.00	31.011.00	57.989.00	31.011.00	0.00	57.989.00
8.5	Tasas, Multas y Otros	2.372.045.00	977.287.00	3.349.332.00	3.033.244.34	316.087.66	3.033.244.34	316.087.66	2.366.127.27	667.117.07
8.5.1	Tasas	2.372.045.00	977.287.00	3.349.332.00	3.033.244.34	316.087.66	3.033.244.34	316.087.66	2.366.127.27	667.117.07
9	OTROS GASTOS	3.601.542.00	232.661.30	3.834.203.30	232.661.30	3.601.542.00	232.661.30	3.601.542.00	232.661.30	0.00
9.5	Contingencias Judiciales	0.00	232.661.30	232.661.30	232.661.30	0.00	232.661.30	0.00	232.661.30	0.00
9.5.1	Contingencias Judiciales	0.00	232.661.30	232.661.30	232.661.30	0.00	232.661.30	0.00	232.661.30	0.00
9.9	Provisiones para Gastos Corrientes y de Capital	3.601.542.00	0.00	3.601.542.00	0.00	3.601.542.00	0.00	3.601.542.00	0.00	0.00
9.9.1	Provisiones para Gastos de Capital	3.601.542.00	0.00	3.601.542.00	0.00	3.601.542.00	0.00	3.601.542.00	0.00	0.00
TOTALES		240,241,056.00	0.00	240,241,056.00	179,714,443.17	60,526,612.83	179,714,443.17	60,526,612.83	169,758,816.68	9,955,626.49

RESPONSABLE DEL AREA FINANCIERA

Mr. Luis Esteban Prudencio Rodriguez
 GERENTE ADMINISTRATIVO FINANCIERO



MAXIMA AUTORIDAD EJECUTIVA
 Ing. Deybi Denis Vialti Carrero
 GERENTE GENERAL EJECUTIVO



CONTADOR GENERAL

Lic. Maribel Rios Mendoza
 ENCARGADA UNIDAD CONTABILIDAD
 Mat. Prof. CDA-09-1169 CAUB16973



Lic. Julio Claure Llanos
 JEFE DEPARTAMENTO FINANCIERO

